

# Mrs. McNosh Hangs Up Her Wash

## Activities Pack



By Charity Preston



The OC Blog

Name: \_\_\_\_\_

## Activity 1: Math Patterning


Directions: Color the shirts in the correct pattern, using the following key:

A = red


B = blue

C = green


### 1. AB Pattern



### 2. ABC Pattern



### 3. AAB Pattern



Name: \_\_\_\_\_

## Activity 2: Story Retell

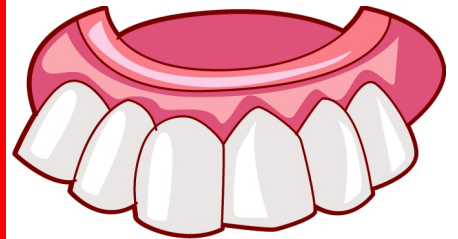
Directions: Have students cut out the pictures and place in the correct order to retell the sequence of events in the story.



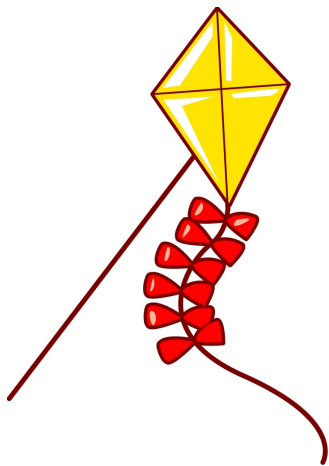
Skirt



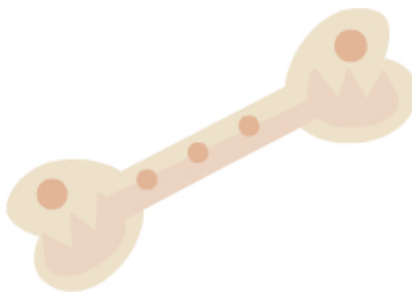
Turkey



Removable  
Teeth



Kite



Dog Bone



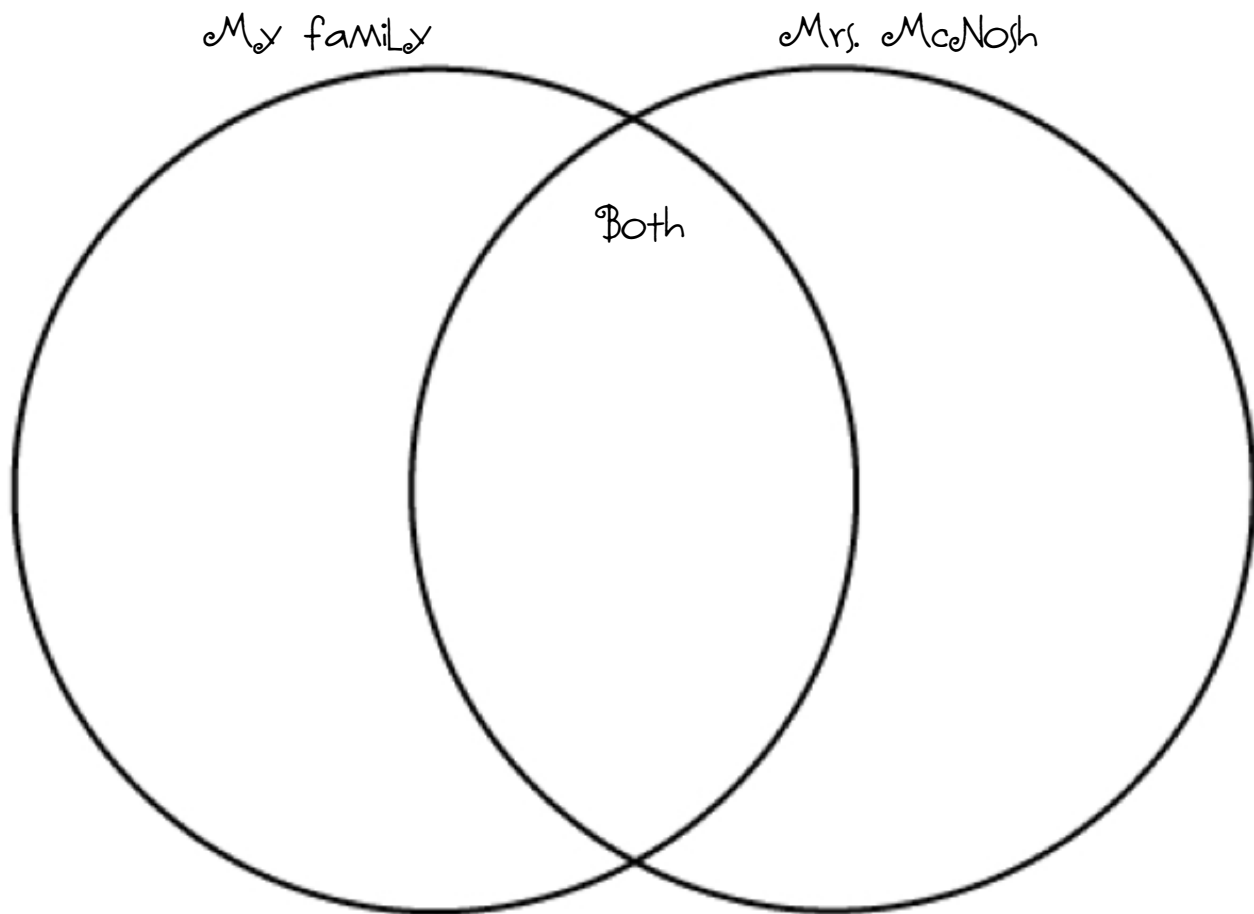
Newspaper

Name: \_\_\_\_\_

### Activity 3: Venn Diagram

Directions: Draw pictures of each of the words from the box in the correct place on the Venn Diagram.

socks      jeans      bats      shirt  
telephone      jacket




Name: \_\_\_\_\_

## Activity 4: Clothing Sort



Directions: Print, cut out, and laminate the following items of clothing. Print out and laminate the baskets pages. Mix up the items. Have students sort the items onto the correct basket page.









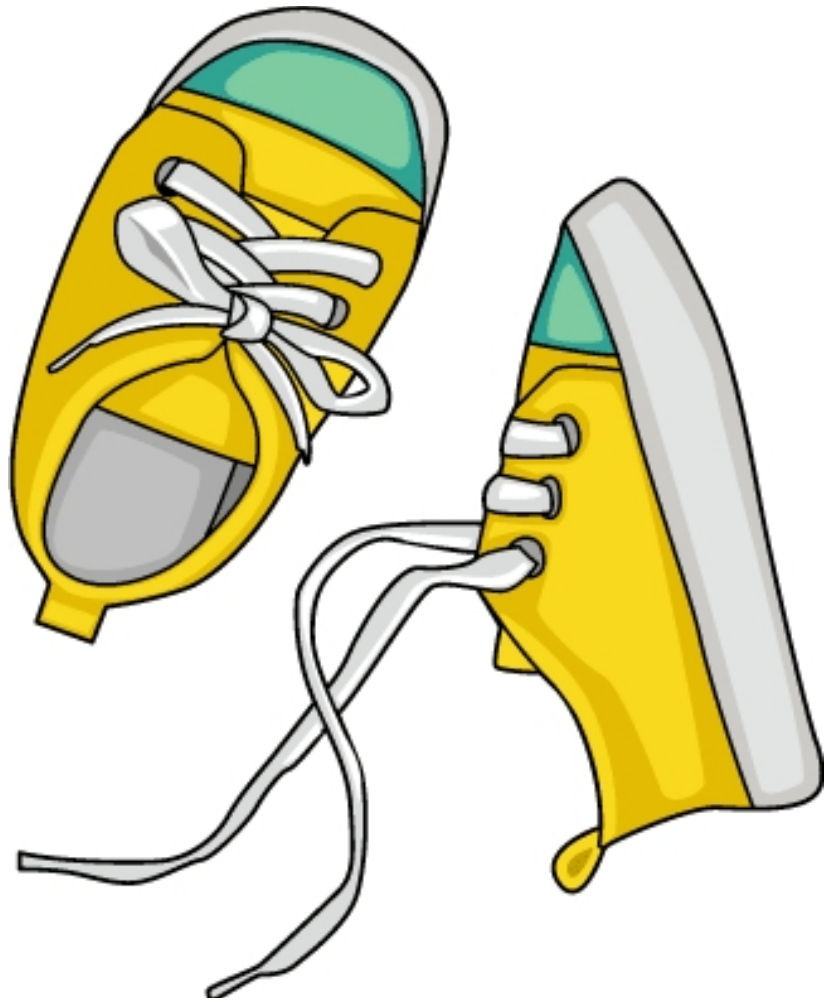








© 2011 Charity Preston [www.theOrganizedClassroomBlog.com](http://www.theOrganizedClassroomBlog.com)  
Special note: You may repost on your own website or blog, provided you add  
[The Organized Classroom Blog](http://The Organized Classroom Blog) to your blogroll. Enjoy!



© 2011 Charity Preston [www.theOrganizedClassroomBlog.com](http://www.theOrganizedClassroomBlog.com)  
Special note: You may repost on your own website or blog, provided you add  
[The Organized Classroom Blog](http://The Organized Classroom Blog) to your blogroll. Enjoy!



# Tops



# Bottoms






# Accessories





# Footwear

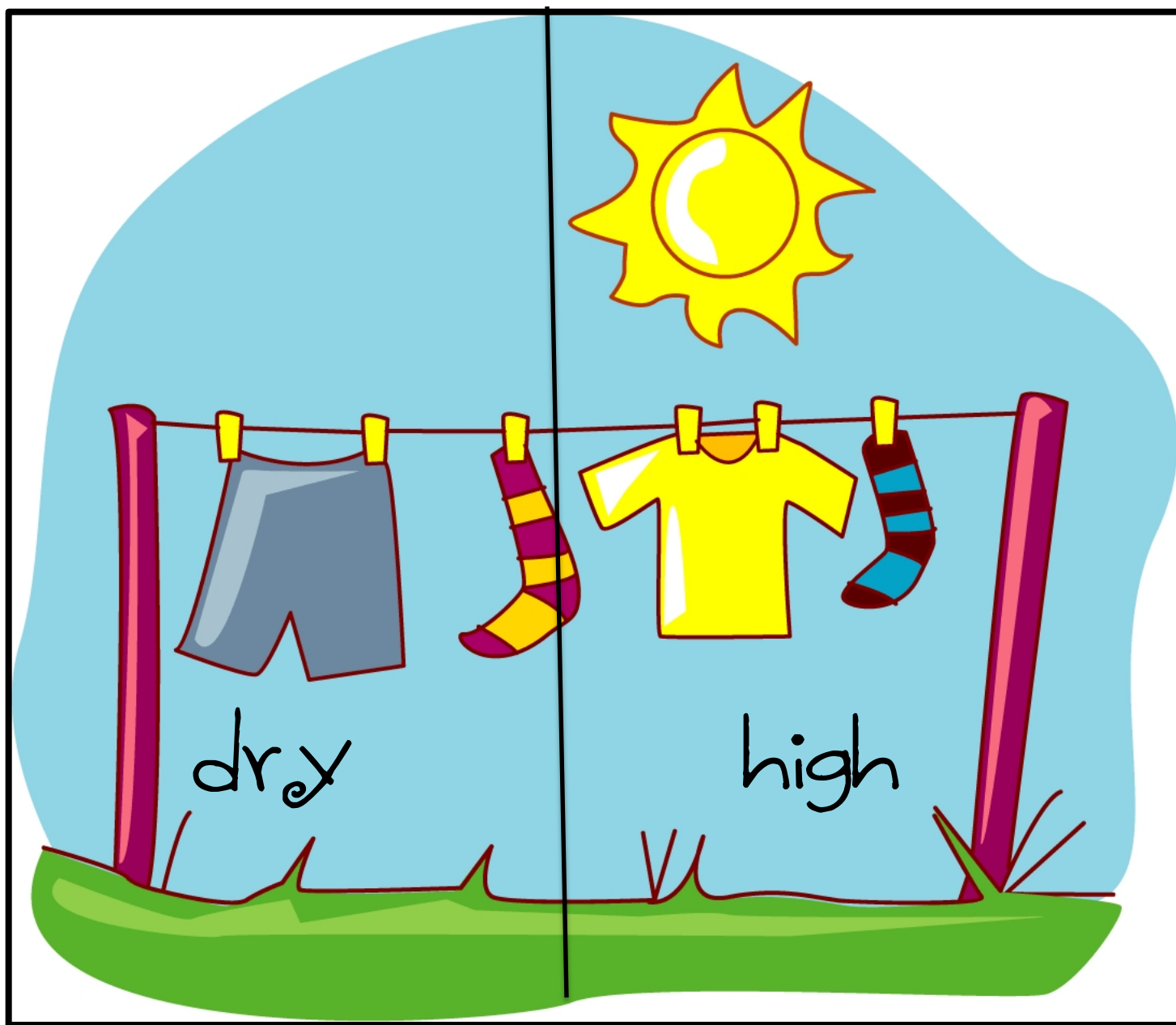


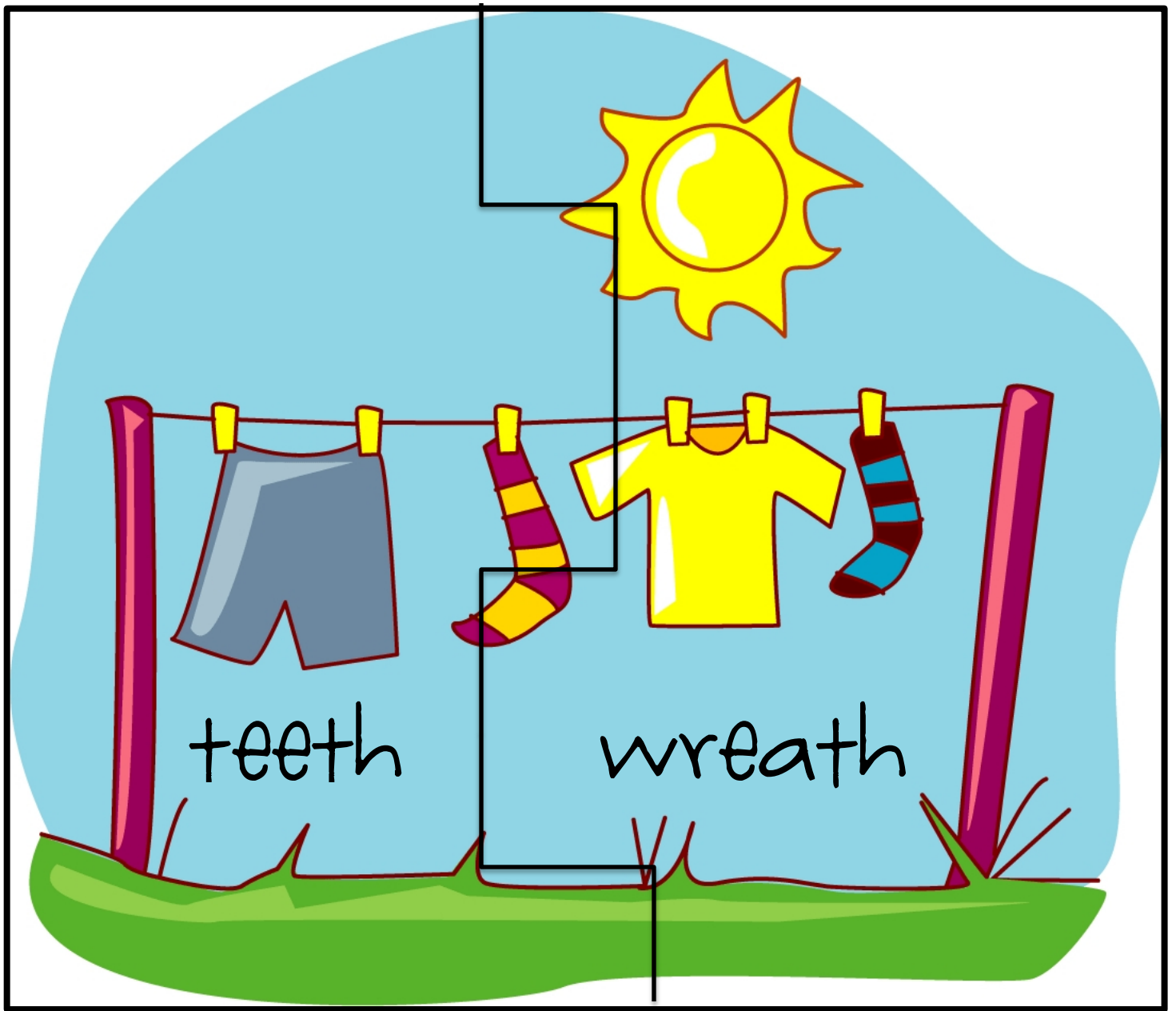
Name: \_\_\_\_\_


## Activity 5: Rhyming Match-Up


Directions: Print the following templates, cut them on the middle dividing lines, and laminate. Have students match up the correct rhyming words to create a whole picture.













# Answer Key



Activity 1: (1) red. blue. red. blue. red. blue

(2) red. blue. green. red. blue. green

(3) red. red. blue. red. red. blue

Activity 2: skirt. newspaper. dog bone. removable  
teeth. kite. turkey

Activity 3: (My Family) jeans. jacket

(Both) shirt. socks

(Mrs. McNosh) bats. telephone

Activity 4: (Tops) vest. tank. jacket. shirt

(Bottoms) jeans. pants. shorts. skirt

(Accessories) mittens. sunglasses. scarf. hat

(Footwear) boots. socks. tennis shoes. slippers

Activity 5: down/gown. Dry/high. teeth/wreath.

phone/bone. tall/mall